
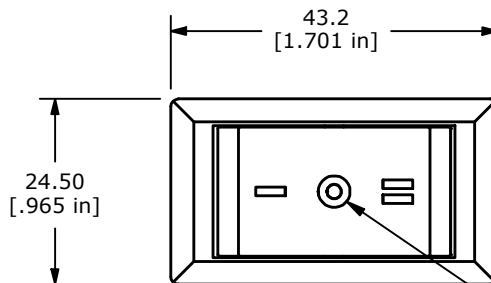
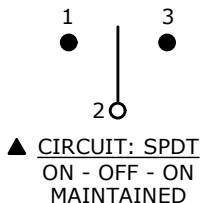


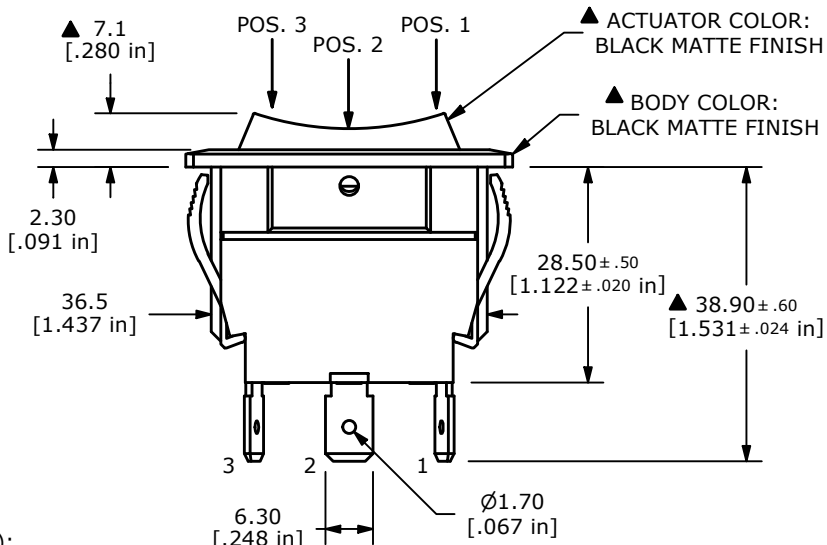
SUGGESTED PANEL CUTOUT

PANEL THICKNESS	(X) +.10mm/-0.00mm
1.5 - 2.0 mm	36.8 mm
2.0 - 3.0 mm	37.2 mm
3.0 - 4.0 mm	37.5 mm

SWITCH FUNCTION		
POS. 3	POS. 2	POS. 1
ON	OFF	ON
2-1	OPEN	2-3

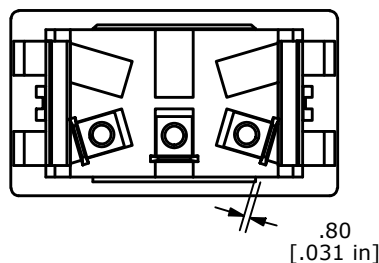
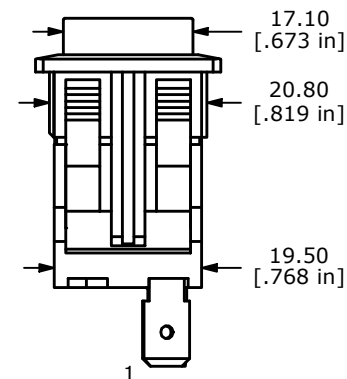


▲ GRAPHIC COLOR: WHITE



▲ ACTUATOR COLOR: BLACK MATTE FINISH

▲ BODY COLOR: BLACK MATTE FINISH



NOTES:

- ALL DIMENSIONS IN MM [INCH]
- GENERAL TOLERANCE: X.X=± 0.5  
X.XX=± 0.3
- RATINGS: ANSI/UL 508 AND CAN/CSA C22.2 NO.14 (E195908):  
20A, 125VAC [cURus]  
15A, 277VAC [cURus]  
2HP, 110/250VAC [cURus]
- CONTACT RESISTANCE: 50 mΩ MAX. @ 50VAC
- INSULATION RESISTANCE: 2 MΩ MIN. @ 500VDC
- OPERATING TEMPERATURE: 0°C TO +55°C [cURus, CSA]  
0°C TO +55°C [VDE]
- ELECTRICAL LIFE: 6,000 CYCLES [cURus]
- DIELECTRIC STRENGTH: 1,500V FOR 1 MINUTE
- INGRESS PROTECTION: IP54
- ▲ DENOTES CRITICAL PARAMETER

REV	PCR NO	DESCRIPTION	DATE	BY
C	24681	UPDATED DIMENSIONS, CUTOUT, NOTES	3/16/21	JM
B	22499	UPDATED NOTES	5/11/17	MJR
A	21605	RELEASE FOR PRODUCTION	10/8/14	EBP



TITLE RVW45D112S				
SCALE 1:1	DATE 10/8/2014	DR EBP	DWG 34-RVW45D112S	REV C

THE INFORMATION CONTAINED IN THIS DOCUMENT IS PROPRIETARY TO E-SWITCH AND IS NOT TO BE COPIED OR TRANSFERRED